

SGW 175

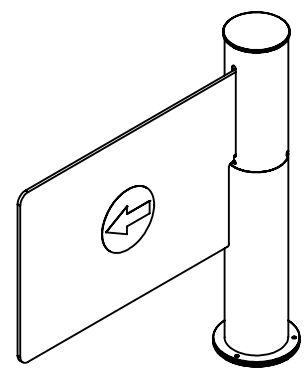
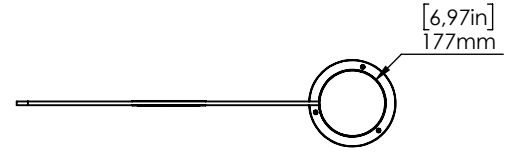
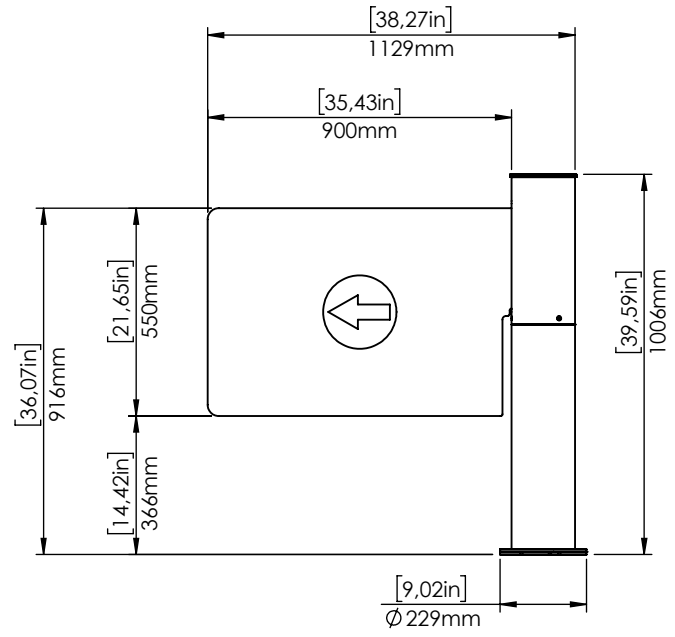
1 2 3 4 5 6

A

B

C

D



| | | | | | |
|-------------------------------------------------------------|------|-----------------------|-----------|-----------------------|--------------|
| ROUTE⇒ | | | | | |
| *UNLESS OTHERWISE SPECIFIED DIMENSIONS ARE IN MILLIMETERS | | Scale: | 1:20 | Unit:(mm) | Weight : |
| * UNLESS OTHERWISE SPECIFIED TOLERANCE CLASS IS ISO 2768-mK | | Type of Material: | | | |
| | | Part / Assembly Name: | | | |
| | Name | Date | Signature | | |
| Drawing by | | 10.10.2017 | | | |
| Checking by | | | | | |
| Approval | | | | | |
| | | Part / Assembly Code: | | Size of Row Material: | |
| | | SGW 175 | | | |
| | | Stock Card: | | PDM No: | Revision Nr |
| | | | | 20-25909 | Page |
| | | | | | Sheet Format |
| | | | | | 1-1 |
| | | | | | A4 |

*The information which is in This technical drawing belong to TANSA. It can not be multiple as partly or completely without written permission of Tanas Gubernur Sistemirive Saar Saray Trc. A.S

Form No: P-23.03 Rev.02

* Do not take any measurement from the drawing page.