

1

2

3

4

5

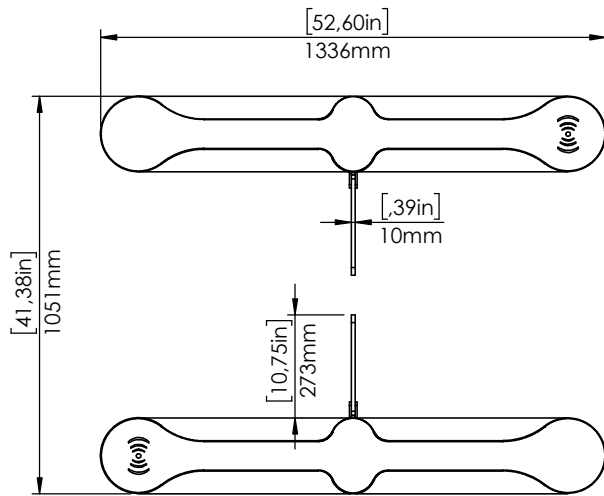
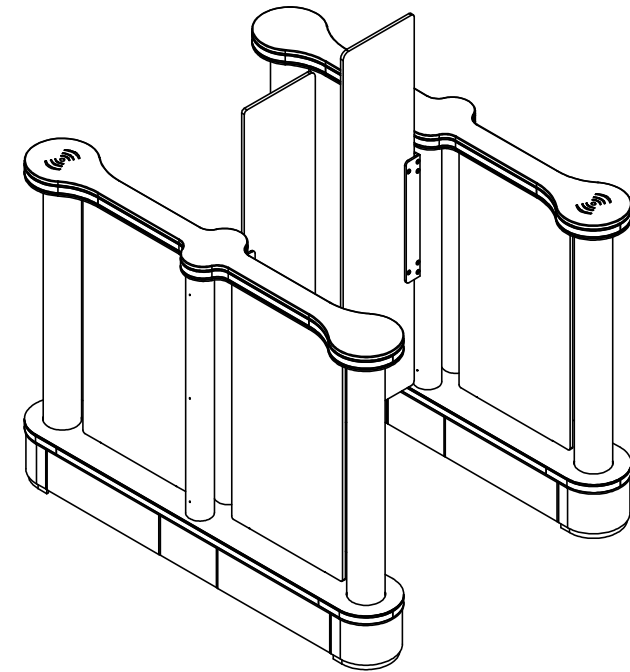
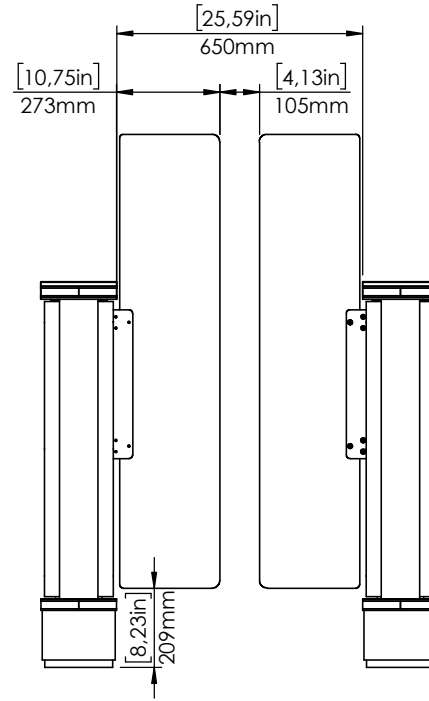
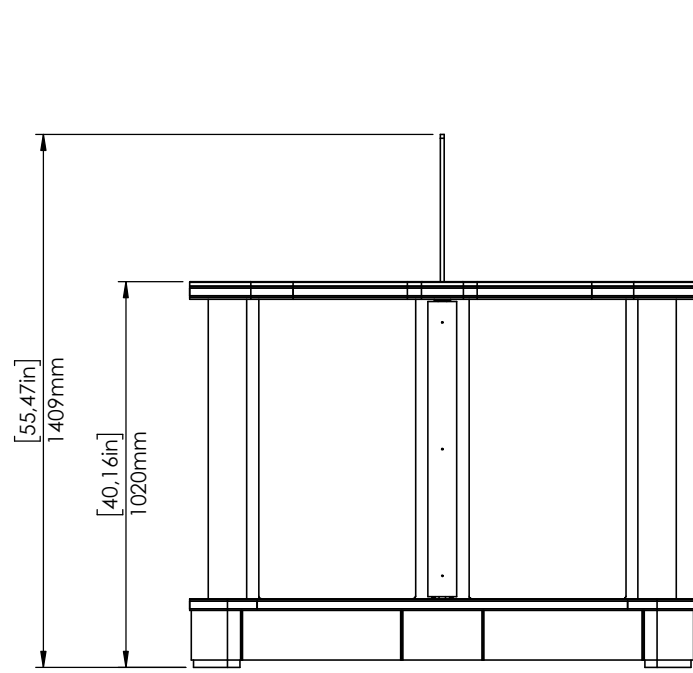
6

A

B

C

D



| | | | | | |
|---|---------------|-----------------------|------|-----------------------|--------------|
| ROUTE⇒ | | | | | |
| *UNLESS OTHERWISE SPECIFIED DIMENSIONS ARE IN MILLIMETERS | | Scale: | 1:50 | Unit:(mm) | Weight : |
| * UNLESS OTHERWISE SPECIFIED TOLERANCE CLASS IS ISO 2768-mK | | Type of Material: | | | |
| | | Part / Assembly Name: | | | |
| Name | Date | Signature | | | |
| Drawing by | Gökhan KARACA | 11.11.2020 | | | |
| Checking by | | | | | |
| Approval | | | | | |
| | | Part / Assembly Code: | | Size of Row Material: | |
| | | LOOP 135 | | | |
| | | Stock Card: | | PDM No: | Revision Nr |
| | | | | Page | Sheet Format |
| | | | | 1-1 | A4 |

*The information which is in This technical drawing belong to TANSA. It can not be multiplied as partially or completely without written permission of Tanasa Gıvenmek Sistemleri ve Ssar Sanayi Tic A.Ş

Form No: FP-23.03 Rev.02

* Do not take any measurement from the drawing page.

Release Date: 30.09.2019

Rev. Date: 18.09.2020